



HLA 6121 60 cm LOOP ANTENNA 9 kHz TO 30 MHz



HLA 6121, mounted on tripod CTP 6099, X position

- Mounting head for X, Y and Z positioning
- Low flat antenna factor
- DC supply via RF cable with included power inserter and external power supply
- Overload warning LED

The active loop antenna HLA 6121 is designed for operation in the frequency range 9 kHz to 30 MHz. It is ideally suited for magnetic field measurements as required by several standards (e.g. CISPR 11, CISPR 16-1-4, CISPR 16-2-3, FCC 18 and others). The built-in preamplifier matches the extremely low impedance of the loop to the measuring receiver. The HLA 6121 has a constant factor over the whole of its frequency range, making it ideal for swept measurement systems.

The antenna is powered by an external DC supply like the EMI receiver's transducer supply, battery pack or with the included power supply unit PSU 6001. The delivery of the HLA 6121 includes an adapter which offers the DC supply of the HLA 6121 via the coaxial cable. It allows most flexible operation and the location of the power supply unit outside the chamber.

Technical specifications

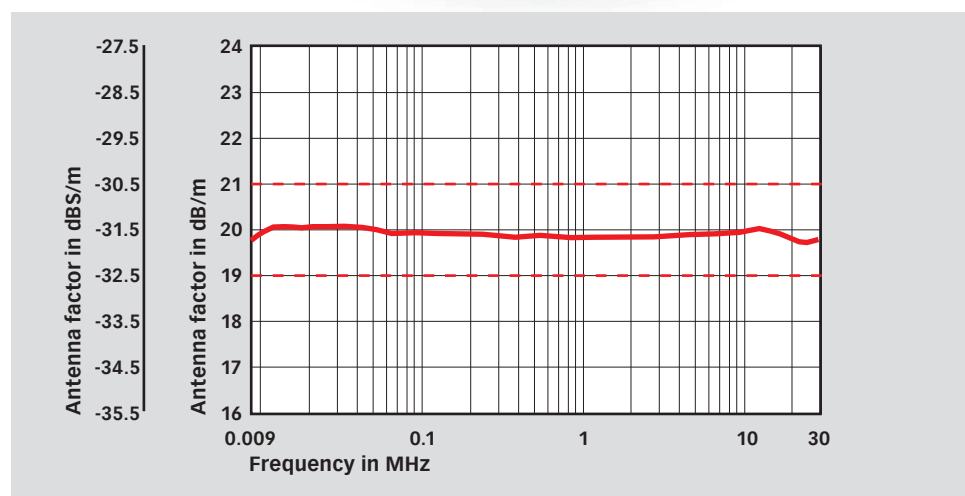
Frequency range:	9 kHz to 30 MHz
Antenna factor	
electric:	20 dB/m
magnetic:	-31.5 dBs/m
Flatness:	±1 dB
Maximum field	
electric:	140 dBµV/m
magnetic:	88.5 dBµA/m
Dynamic range:	100 dB (200 Hz IF bandwidth)
Output impedance:	50 Ω
Nominal maximum output into 50 Ω:	120 dBµV (2 V p-p)
Power supply requirements (at 12 V DC):	60 mA quiescent current 80 mA at 2 V p-p output 100 mA at overdrive (warning LED on)
Voltage supply range:	12 V to 15 V DC, regulated
Power supply input:	via the coaxial cable
Warning (LED):	signal overload
RF connector:	N
Operating temperature range:	0 to 50 °C
Mounting thread:	5/8"-11 UNC
Loop diameter:	600 mm
Size L x W:	620 mm (outer casing diameter) x 700 mm (including tiltable mounting facility at the base, otherwise 660 mm)
Weight:	approx. 2 kg
Recommended tripod:	CTP 6099 or BTP 6020A + BAA 6121

HLA 6121 60 cm LOOP ANTENNA 9 kHz TO 30 MHz

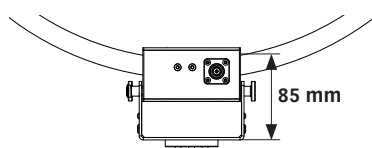
Typical antenna factor



HLA 6121, mounted on tripod CTP 6099,
Y position



HLA 6121, mounted on tripod CTP 6099,
Z position



Construction details



HLA 6121 60 cm LOOP ANTENNA 9 kHz TO 30 MHz



PI 6121, DC power inserter



PSU 6001 Power supply unit country version Euro, UK, US, JP, AUS



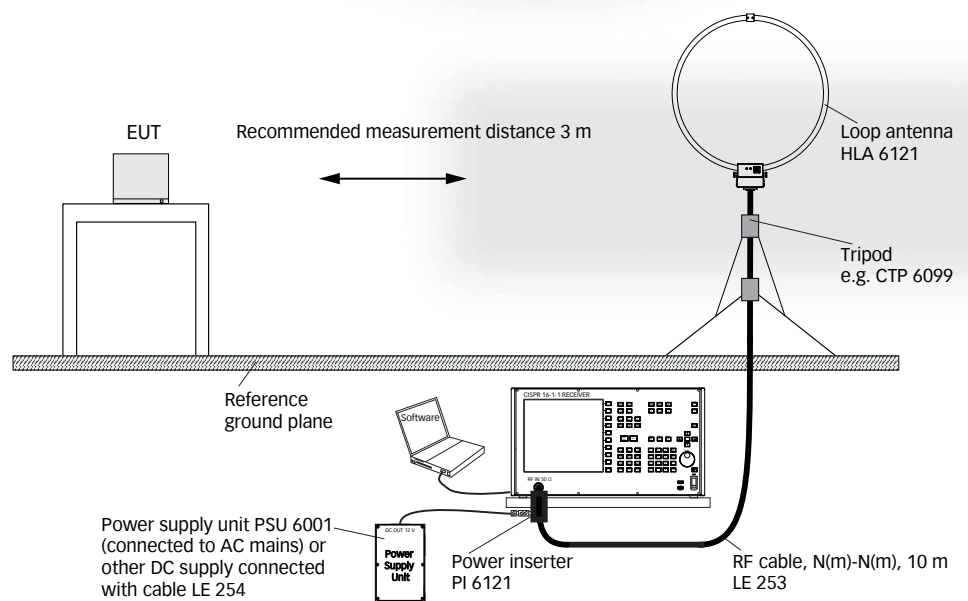
LE 254 Power cable ODU (2 pins) - Banana, 1.2 m

Teseq GmbH
Landsberger Str. 255 · 12623 Berlin · Germany
T +49 30 56 59 88 35 F +49 30 56 59 88 34
desales@teseq.com www.teseq.com

© April 2016 Teseq®
Specifications subject to change without notice.
Teseq® is an ISO-registered company. Its products are designed and manufactured under the strict quality and environmental requirements of the ISO 9001. This document has been carefully checked. However, Teseq® does not assume any liability for errors or inaccuracies.

82-255900 E03 April 2016

Test setup



Model No. and options

Part number	Description
255900	HLA 6121 60 cm loop antenna acc. CISPR 16-1-4, 9 kHz - 30 MHz, RF cable (LE 253) N(m)-N(m) 10 m RG223, DC power inserter (PI 6121), power supply unit (PSU 6001) country version Euro, UK, US, JP, AUS, cable LE 254, mounting head for X, Y and Z positioning
97-255900	HLA 61xx-TC Traceable calibration (ISO17025), order only with the device
348-053	CTP 6099 Tripod (special for outdoor applications), suitable for HLA 6121